



Uninsulated aluminium roof profiles
with external structures

Enjoy the open air feeling. With the uninsulated glass canopy SDL Atrium, your patio becomes a haven where you can relax. Flexible glazing elements expand your glass canopy into a protected glass house. The slide and turn system SL 25 has no vertical profile to obstruct your view yet provides protection against the weather as well as providing a light and airy recreational space. So whatever the weather you can relax in a Solarlux glass house.




www.solarlux.com



GLASS CANOPY
SDL Atrium




Advantages




Rafter / purlin connection

- Controlled, cascade-shaped drainage channels - height offset between rafters and purlins
- Extremely watertight




Permanent roof ventilation

- Trickle ventilation keeps atmosphere pleasant under canopy (optional)




Profile covering

- Elegant cast aluminium shape for wall annexation, rafters and eaves - no visible screw joints




Supports / roof overhang

- Variable support distance and roof overhang
- Discreet drainage channels, rafters and supports



Eaves

- Harmonious gutter design
- Increased support due to internal steel reinforcement
- Drainage via spouts or downpipes with cladding (optional)



Supports

- Support height can be adjusted on-site

Technical data



Profile System:

- Uninsulated aluminium roof system
- Roof gradient of 5 - 25°
- With or without roof overhang
- Available as single pitch or apex roof
- Elegant design and high transparency
- Integrated steel support in rafters provides increased strength
- Rapid assembly on site reduces installation costs
- Integrated channel for cable and lighting system
- Optional shading inside or outside
- Hidden roof drainage
- Extensive range of accessories

Glazing:

- 8, 10, 12 mm laminated glazing
- With vertical glazing expandable to a glass house

Surface finish:

- Powder coating to RAL
- Anodised aluminium to EURAS

Vertical elements:

- Recommended vertical glazing elements SL 20, SL 20R, SL 25, SL 25R, SL 35

